



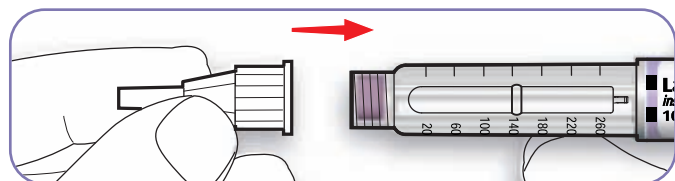
These instructions are supplied as a guide only. **Read the full instruction leaflet accompanying the pen before you use Lantus® SoloSTAR® for the first time.** If you have any questions, ask your healthcare professional or call the 24-hour support line shown below.

1 PREPARE FOR AN INJECTION

Before beginning, check the label on the insulin pen to ensure you are using the correct insulin.

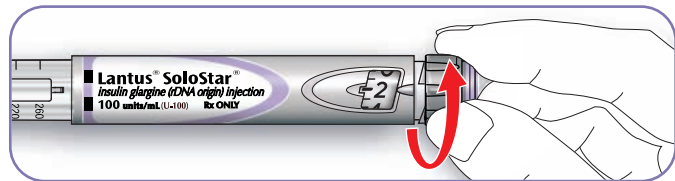
2 ATTACH A NEW NEEDLE

Keep the needle straight as you attach it. Lantus® SoloSTAR® uses push-on or screw-on needles.

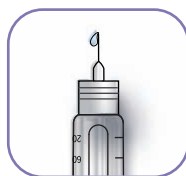
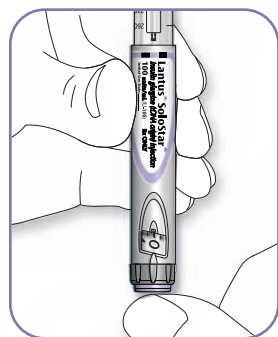


3 PERFORM A SAFETY TEST

This removes air bubbles and ensures that the pen and needle are working properly. Select a dose of 2 units. **Always perform the safety test before each injection.**



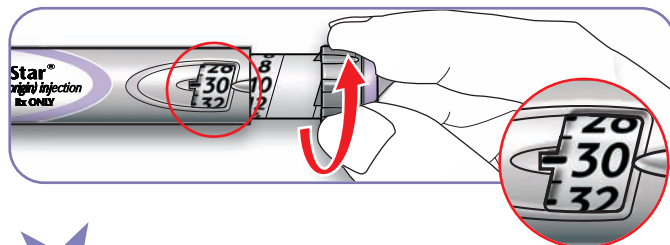
Take off the outer needle cap and keep it to remove the used needle after your injection. Then take off the inner needle cap and discard it. Hold the pen with the needle pointing upward. Tap the reservoir gently so any air bubbles rise up to the needle. Press the injection button all the way in. Check if insulin comes out of the needle.



If insulin does not come out, check for air bubbles and repeat the test 2 more times to remove them. If no insulin comes out after the third time, try again with a new needle.

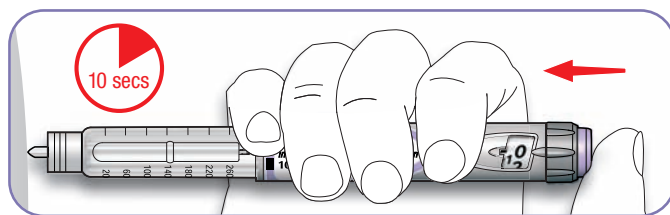
4 SELECT YOUR DOSE

Be sure the dose window shows "0" following the safety test. Select your required dose. If you need a dose larger than 80 units, use 2 or more injections. (This example shows 30 units.)



5 INJECT YOUR DOSE

Using the method your healthcare professional showed you, insert the needle into the skin in either your upper arm, abdomen (stomach area), or thigh (upper leg). Press the injection button in all the way. Hold the button in that position, **slowly count to 10, then withdraw the needle.**



6 REMOVE THE NEEDLE

Always remove the needle after each injection. Put the outer needle cap back on the needle and use it to unscrew the needle from the pen. Dispose of the needle safely, as instructed by your healthcare provider (eg, in a sharps container). Put the cap on the pen.

If you can't dial to the dose you want, check if you have enough insulin in the reservoir.

If you have any other problems with the pen, first try changing the needle and repeating the safety test.

Each Lantus® SoloSTAR® is for use by one person only.

Please see Important Safety Information for Lantus® on reverse side.

Please see accompanying additional important information.

^a Based on TRx data from IMS Health, NPA™ Monthly database, time period from May 2003 to January 2009.

24 24-HOUR SUPPORT
1-800-633-1610

NDC# 0088-2220-60

Once-Daily
24-HOUR
LANTUS® SoloSTAR®
insulin glargine [rDNA origin] injection
STARring the #1-prescribed insulin



Important Safety Information for Lantus[®]

Prescription Lantus[®] is for adults with type 2 diabetes or adults and children (6 years and older) with type 1 diabetes who require long-acting insulin for the control of high blood sugar.

Lantus[®] SoloSTAR[®] is a disposable prefilled insulin pen. **Needles and the Lantus[®] SoloSTAR[®] pen must not be shared.**

DO NOT DILUTE OR MIX LANTUS[®] WITH ANY OTHER INSULIN OR SOLUTION. It will not work as intended, and you may lose blood sugar control, which could be serious. Do not change your insulin without talking with your doctor. The syringe must not contain any other medication or residue. You should not use Lantus[®] if you are allergic to insulin. Lantus[®] is a long-acting insulin you inject just once a day, at the same time each day. **You must test your blood sugar levels while using an insulin such as Lantus[®].**

The most common side effect of insulin, including Lantus[®], is hypoglycemia, which may be serious. Other possible side effects may include injection site reactions, including changes in fat tissue at the injection site, and allergic reactions, including itching and rash. In rare cases, some allergic reactions may be life threatening. Tell your doctor about other medicines and supplements you are taking because they can change the way insulin works.

Please see accompanying additional important information.



Once-Daily
24-HOUR 
LANTUS[®] SoloSTAR[®]
insulin glargine [rDNA origin] injection
STARring the #1-prescribed insulin

^a Based on TRx data from IMS Health, NPA[™] Monthly database time period from May 2003 to January 2009.